

Scaled data based on original data using
LM-79-08 Approved Method: Electrical and Photometric Measurements of Solid-
State Lighting Products

Test Report Prepared for
Cooper Lighting Solutions
(formerly Eaton)

Brand: McGRAW-EDISON

Report Number: P386328

Luminaire Tested: **GWC-SA2A-727-U-SL2-HSS**

Issue Date: 3/3/2020

Test Information

Test Method: LM-79-08
Report Number: P386328
TEST IS SCALED FROM IESNA LM-79-08 TEST DATA (G2-1903-205-21)
Test Lab: INNOVATION CENTER
Issue Date: 3/3/2020
Manufacturer: COOPER LIGHTING SOLUTIONS (FORMERLY EATON)
Product Line: MCGRAW-EDISON
Catalog Number: GWC-SA2A-727-U-SL2-HSS
Description: GALLEON WALL LUMINAIRE
(2) 70 CRI, 2700K, 615mA LIGHTSQUARES WITH 16 LEDS EACH AND TYPE II SPILL
LIGHT ELIMINATOR OPTICS WITH HOUSE SIDE SHIELD
Light Source: -
Ballast/Driver: ELECTRONIC DRIVER

Summary

Lumens per Lamp: N/A
Luminaire Lumens: 6737 lumens
Efficiency: N/A
Efficacy: 102.1 lumens/watt
Luminous Opening: Rectangular (W 1' x L: 0.5' x H: 0')
IES Classification: Type III - Medium
BUG Rating: B1 - U0 - G2

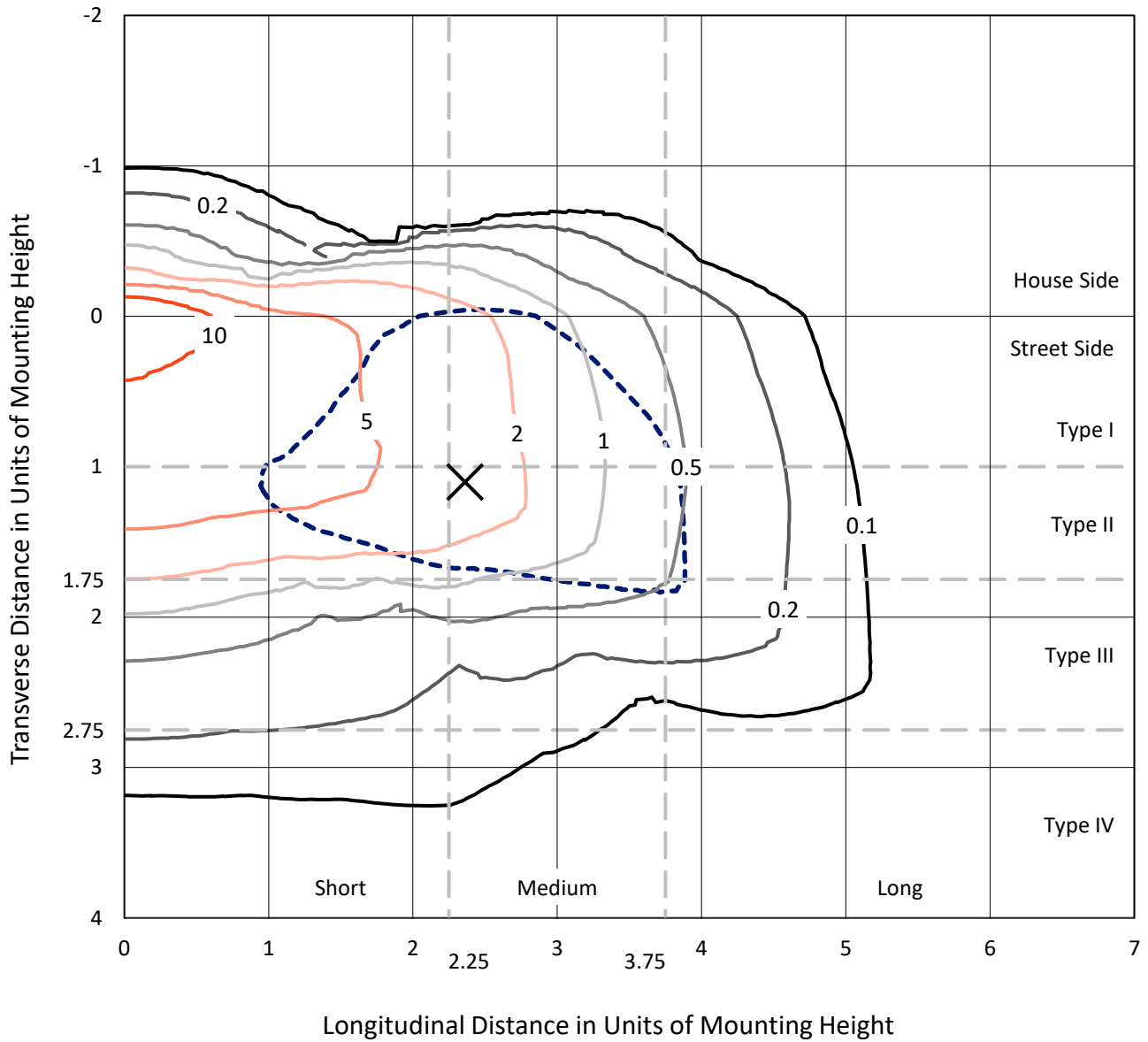
Input Watts (W): 66
Input Voltage (V): NR
Input Current (Ain): NR
Voltage Rise (V): NR
Power Factor: NR
Total Harmonic Distortion (THDi): NR
Frequency (hertz): 60
Stabilization Time: NR
Operation Time: NR
Ambient Temperature (°C): NR
Test Distance: 24 FT



REPORT NUMBER: P386328
 CATALOG NUMBER: GWC-SA2A-727-U-SL2-HSS

Iso-Footcandle Lines of Horizontal Illumination

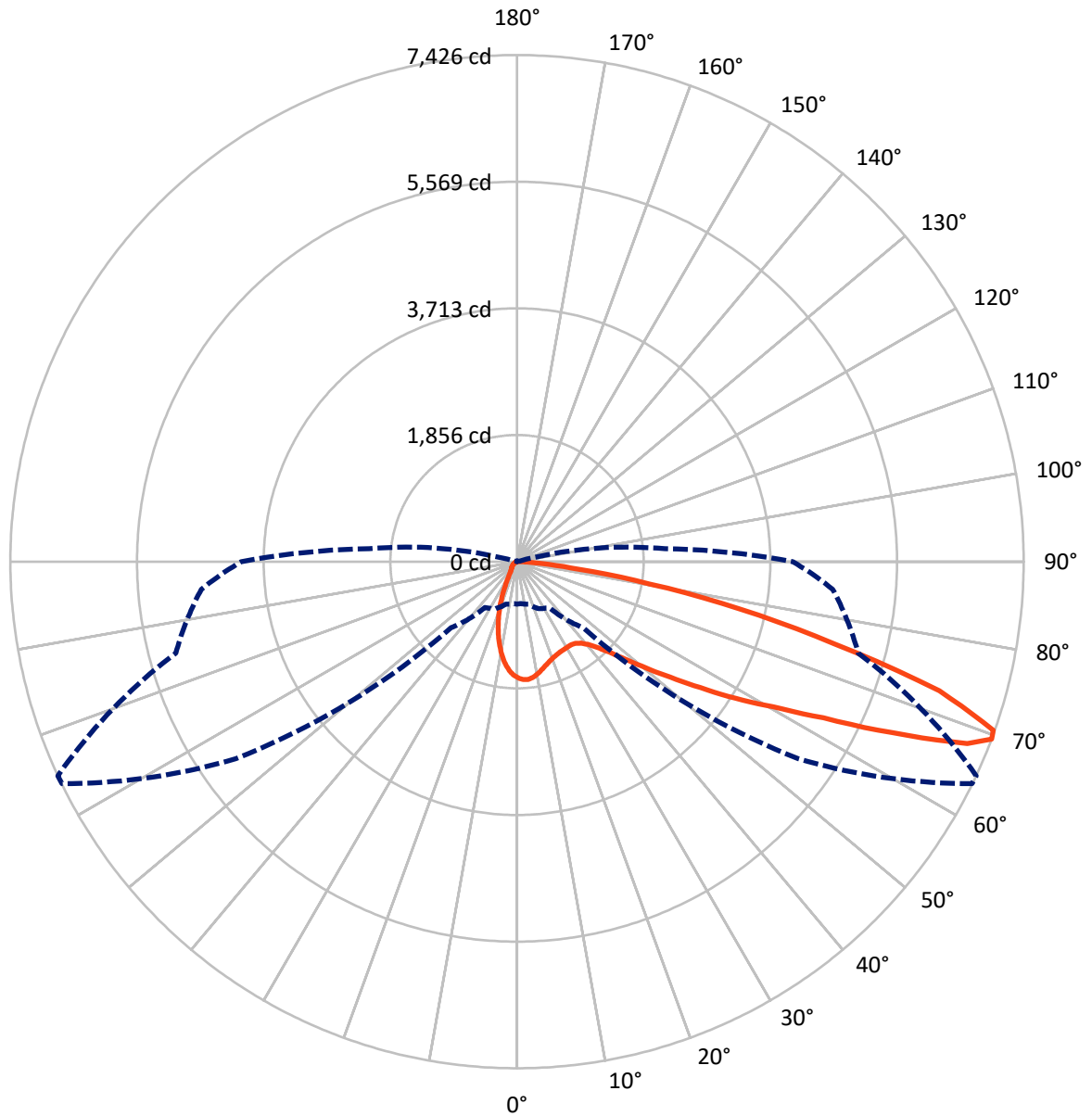
× Max cd
 - - - 1/2 Max cd



Based on 10 foot mounting height. Maximum calculated value = 17 fc
 Type III - Medium - N/A

REPORT NUMBER: P386328
CATALOG NUMBER: GWC-SA2A-727-U-SL2-HSS

Luminous Intensity Polar Plot



— Vertical Plane Through 65-Deg Lateral - - - Horizontal Cone Through 69-Deg Vertical

REPORT NUMBER: P386328

CATALOG NUMBER: GWC-SA2A-727-U-SL2-HSS

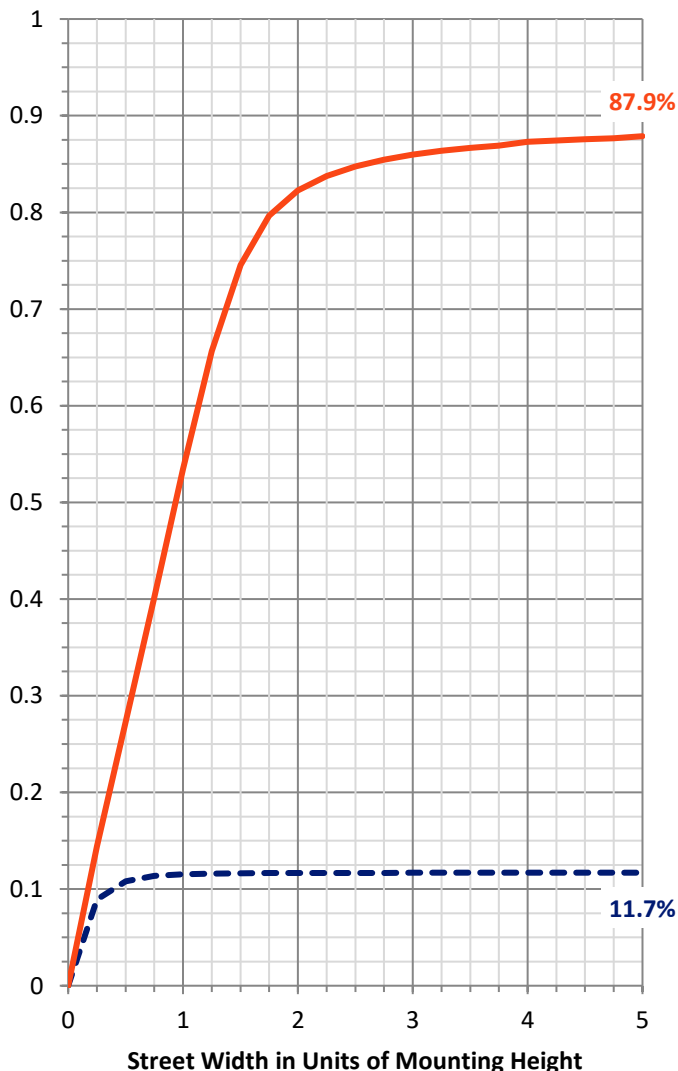
FLUX DISTRIBUTION:

		Downward	Upward	Total
House Side	Lumens	794.1	0.0	794.1
	% Fixture	11.8	0.0	11.8
Street Side	Lumens	5942.9	0.0	5942.9
	% Fixture	88.2	0.0	88.2
Total	Lumens	6737.0	0.0	6737.0
	% Fixture	100.0	0.0	100.0

ZONAL LUMENS:

Zone	Lumens	% Fixture
0°-10°	142.4	2.1
10°-20°	311.6	4.6
20°-30°	431.6	6.4
30°-40°	601.8	8.9
40°-50°	935.4	13.9
50°-60°	1501.7	22.3
60°-70°	1698.7	25.2
70°-80°	997.7	14.8
80°-90°	116.1	1.7
90°-100°	0.0	0.0
100°-110°	0.0	0.0
110°-120°	0.0	0.0
120°-130°	0.0	0.0
130°-140°	0.0	0.0
140°-150°	0.0	0.0
150°-160°	0.0	0.0
160°-170°	0.0	0.0
170°-180°	0.0	0.0
0°-90°	6737.0	100.0
0°-180°	6737.0	100.0

Coefficient of Utilization



REPORT NUMBER: P386328

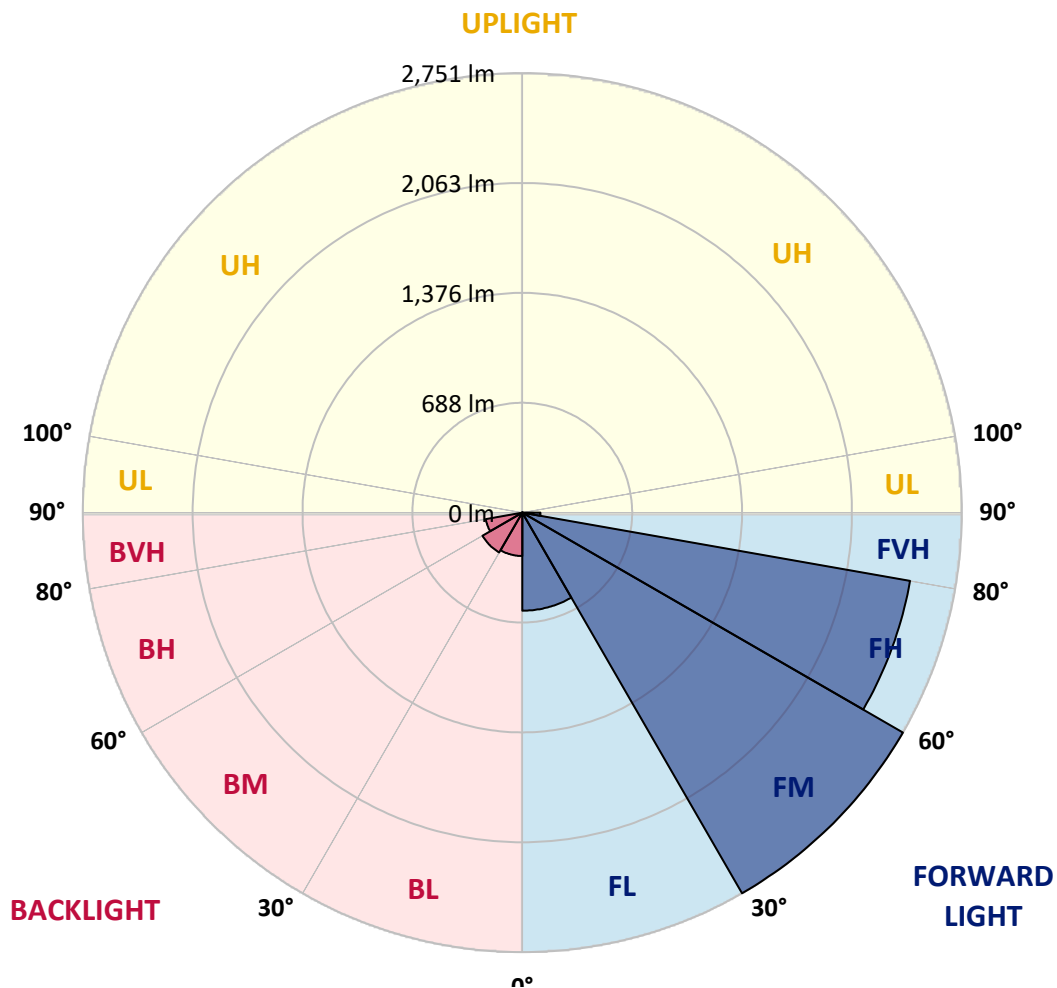
CATALOG NUMBER: GWC-SA2A-727-U-SL2-HSS

LUMINAIRE CLASSIFICATION SYSTEM LUMEN TABLE AND BUG RATING:

Zone	Lumens	% Fixture	Zone Rating/Lumen Limit		
			B	U	G
FL (0°-30°)	613.9	9.1			
FM (30°-60°)	2751.2	40.8			
FH (60°-80°)	2464.3	36.6			G2/5000
FVH (80°-90°)	113.4	1.7			G2/225
BL (0°-30°)	271.7	4.0	B1/500		
BM (30°-60°)	287.8	4.3	B1/1000		
BH (60°-80°)	232.0	3.4	B1/500		G1/500
BVH (80°-90°)	2.6	0.0			G0/10
UL (90°-100°)	0.0	0.0		U0/0	
UH (100°-180°)	0.0	0.0		U0/0	

BUG Rating: B1-U0-G2

Type III Medium





REPORT NUMBER: P386328

CATALOG NUMBER: GWC-SA2A-727-U-SL2-HSS

CANDELA DISTRIBUTION (FULL):

	0°	5°	15°	25°	35°	45°	55°	64°	65°	75°	85°
0°	1702.5	1702.5	1702.5	1702.5	1702.5	1702.5	1702.5	1702.5	1702.5	1702.5	1702.5
2.5°	1717.6	1713.3	1716.7	1724.1	1727.8	1727.8	1730.7	1727.3	1728.4	1720.1	1708.2
5°	1610.1	1603.5	1612.9	1633.7	1659.4	1681.4	1713.9	1731.0	1732.7	1733.0	1719.0
7.5°	1494.3	1488.4	1502.3	1526.8	1559.9	1600.7	1657.4	1707.0	1709.9	1736.7	1726.4
10°	1400.3	1396.0	1412.2	1438.5	1477.2	1522.9	1592.4	1661.4	1669.7	1729.0	1725.3
12.5°	1325.6	1322.2	1337.6	1367.8	1407.4	1457.9	1530.6	1610.7	1621.8	1711.6	1719.6
15°	1271.1	1270.6	1283.4	1312.5	1356.4	1403.4	1477.8	1563.6	1576.4	1692.8	1718.7
17.5°	1242.6	1243.5	1252.9	1277.7	1315.3	1362.1	1433.3	1524.0	1538.0	1675.9	1723.0
20°	1239.8	1240.6	1245.8	1259.7	1290.2	1331.6	1397.1	1490.6	1505.2	1663.4	1729.8
22.5°	1264.9	1264.3	1265.7	1264.3	1281.4	1312.8	1373.2	1465.0	1481.8	1655.1	1735.2
25°	1313.0	1312.2	1311.6	1301.1	1289.7	1306.5	1363.2	1450.4	1466.4	1649.1	1738.4
27.5°	1380.0	1379.5	1378.6	1361.2	1327.0	1316.5	1364.4	1445.0	1458.4	1644.3	1737.8
30°	1468.1	1472.1	1471.0	1446.7	1393.4	1347.0	1376.3	1442.2	1453.9	1634.9	1731.8
32.5°	1571.6	1579.6	1585.9	1559.9	1493.2	1407.4	1404.0	1445.3	1453.9	1627.8	1721.0
35°	1679.1	1689.3	1712.4	1703.3	1615.5	1498.3	1451.6	1464.1	1471.3	1631.8	1715.9
37.5°	1784.8	1797.1	1847.3	1873.8	1775.7	1618.6	1525.7	1510.6	1514.3	1656.0	1721.6
40°	1907.7	1926.2	2002.3	2045.1	1967.0	1779.7	1636.6	1590.4	1591.8	1709.3	1748.1
42.5°	2069.1	2088.2	2170.5	2237.5	2182.5	1983.2	1787.1	1712.4	1711.0	1809.1	1810.5
45°	2265.8	2285.7	2370.9	2445.4	2420.5	2224.4	1979.8	1890.6	1888.9	1966.4	1928.8
47.5°	2488.7	2508.4	2584.5	2661.1	2687.9	2506.1	2225.3	2133.8	2129.8	2185.1	2111.5
50°	2680.0	2692.8	2762.9	2866.1	2987.0	2852.1	2530.6	2442.5	2438.2	2475.6	2379.8
52.5°	2749.5	2756.9	2828.2	2972.7	3274.3	3320.8	2931.7	2818.2	2815.1	2831.3	2737.0
55°	2608.7	2622.1	2709.6	2924.0	3430.0	3850.5	3438.0	3283.5	3259.8	3224.7	3110.4
57.5°	2225.0	2246.4	2340.4	2625.5	3357.3	4270.7	4182.0	3809.7	3774.9	3560.6	3414.0
60°	1667.1	1693.3	1771.4	2079.0	2969.3	4420.3	4995.0	4396.1	4317.7	3828.0	3693.1
62.5°	1144.0	1157.1	1210.1	1410.5	2186.8	4175.2	5675.2	5181.5	5038.4	4118.7	3995.0
65°	873.7	878.3	900.0	969.0	1302.2	3391.5	5945.8	6217.7	6044.7	4466.5	4308.3
67.5°	704.1	700.4	730.4	829.0	872.0	2069.1	5630.2	7198.1	7117.1	4931.5	4623.6
69°	620.9	615.8	646.3	760.9	819.0	1367.8	5033.2	7420.7	7425.8	5176.9	4645.3
70°	558.7	562.2	592.4	720.4	801.1	1073.6	4463.1	7364.0	7404.5	5268.7	4515.3
72.5°	373.2	382.3	443.0	598.1	770.3	812.5	2694.8	6319.2	6474.8	5062.0	3873.8
75°	210.4	217.2	289.3	451.0	725.8	773.7	1423.4	4655.5	4806.0	4233.0	2987.3
77.5°	103.2	106.9	163.6	291.1	606.9	737.2	807.3	3162.3	3334.2	2762.9	1689.6
80°	43.6	45.6	81.8	179.6	433.9	703.6	599.5	1946.2	1967.6	1082.4	450.1
82.5°	16.8	17.4	34.5	112.0	275.7	548.5	501.4	922.8	900.5	203.8	102.6
85°	2.0	2.3	12.5	67.3	153.4	282.2	407.4	397.7	368.0	40.5	52.7
87.5°	0.0	0.0	0.9	20.5	45.6	132.3	211.8	165.1	148.8	13.1	27.4
90°	0.0	0.0	0.0	0.0	0.0	0.0	0.0	0.0	0.0	0.0	0.0



REPORT NUMBER: P386328
 CATALOG NUMBER: GWC-SA2A-727-U-SL2-HSS

CANDELA DISTRIBUTION (continued):

	90°	95°	105°	115°	125°	135°	145°	155°	165°	175°	180°
0°	1702.5	1702.5	1702.5	1702.5	1702.5	1702.5	1702.5	1702.5	1702.5	1702.5	1702.5
2.5°	1698.2	1695.3	1679.9	1657.7	1636.6	1610.4	1585.3	1570.2	1558.2	1550.2	1559.6
5°	1702.7	1690.2	1643.4	1583.6	1524.9	1458.7	1397.1	1345.0	1324.4	1301.6	1311.9
7.5°	1701.3	1677.7	1593.6	1486.9	1379.2	1267.7	1162.2	1081.0	1038.8	997.5	1008.0
10°	1694.2	1654.3	1526.8	1368.9	1207.6	1047.4	897.7	783.9	720.4	662.8	671.1
12.5°	1678.5	1622.9	1448.2	1233.8	1018.0	806.8	631.4	485.8	407.7	373.2	377.4
15°	1669.1	1592.4	1364.9	1097.0	815.6	561.9	386.0	287.1	251.4	240.0	241.5
17.5°	1664.5	1563.1	1278.8	940.5	608.6	357.8	249.4	220.1	212.4	210.4	211.0
20°	1660.0	1533.4	1190.2	785.7	419.3	240.6	205.0	196.4	193.6	191.0	191.6
22.5°	1652.3	1504.9	1095.0	628.9	282.8	195.3	184.7	176.5	170.5	167.3	167.9
25°	1642.9	1475.0	997.8	468.4	206.4	174.2	164.2	152.5	145.4	139.7	140.0
27.5°	1627.8	1438.2	897.4	340.9	173.3	155.9	142.5	129.7	117.7	111.2	111.2
30°	1606.7	1396.6	785.9	244.0	155.4	138.0	121.7	105.8	92.9	86.9	86.4
32.5°	1583.3	1353.2	673.3	185.0	141.1	121.2	102.6	85.8	74.4	69.6	69.3
35°	1563.3	1306.5	561.0	155.1	126.9	104.9	84.7	70.4	61.3	57.3	57.0
37.5°	1550.5	1259.7	451.6	138.5	114.0	89.8	71.0	58.2	51.6	48.5	48.2
40°	1548.5	1225.0	351.5	126.0	102.1	76.4	59.3	49.3	43.3	39.9	39.6
42.5°	1574.5	1205.0	269.7	115.5	89.8	64.7	50.5	42.2	35.9	32.5	32.2
45°	1642.6	1211.3	207.5	106.0	77.5	54.7	42.8	35.1	29.4	26.8	26.2
47.5°	1766.9	1254.6	165.1	96.6	65.9	46.5	36.5	29.1	24.2	21.7	21.4
50°	1988.1	1356.4	138.0	86.4	55.0	39.6	30.2	23.7	19.7	17.4	17.1
52.5°	2281.7	1537.7	123.2	76.4	45.6	33.6	24.8	18.8	15.4	13.7	13.4
55°	2605.6	1757.2	113.5	65.6	37.3	27.9	19.7	14.8	12.0	10.5	10.0
57.5°	2921.7	1947.3	104.3	55.0	31.1	22.8	15.7	11.7	9.4	8.0	7.7
60°	3212.2	2122.1	93.8	44.2	25.4	18.0	12.3	9.1	7.4	6.0	6.0
62.5°	3523.2	2257.2	79.3	34.5	20.8	13.7	10.0	8.3	6.0	5.1	4.8
65°	3852.8	2357.5	62.1	26.8	16.2	10.3	8.3	8.6	4.8	3.7	3.4
67.5°	4096.2	2337.6	45.9	21.1	12.5	8.0	8.0	9.1	4.3	2.9	2.6
69°	4042.6	2175.4	38.5	18.2	10.8	6.8	7.4	9.1	4.0	2.6	2.3
70°	3887.2	1995.8	33.9	16.2	9.7	6.3	7.1	8.8	3.7	2.6	2.3
72.5°	3237.3	1503.2	26.5	12.3	7.7	5.1	6.0	7.7	3.7	2.6	2.0
75°	2435.1	962.1	20.2	8.8	5.7	4.0	4.6	5.7	3.7	2.3	2.0
77.5°	1325.0	346.9	14.5	6.0	4.0	3.1	3.1	4.3	3.4	1.7	1.1
80°	340.7	87.2	9.1	4.0	3.1	2.3	2.0	2.9	2.0	0.3	0.0
82.5°	84.1	19.7	4.8	2.9	2.3	0.9	0.9	1.4	0.9	0.0	0.0
85°	46.2	9.7	3.1	2.0	1.1	0.0	0.0	0.3	0.0	0.0	0.0
87.5°	23.7	2.9	0.9	0.6	0.3	0.0	0.0	0.0	0.0	0.0	0.0
90°	0.0	0.0	0.0	0.0	0.0	0.0	0.0	0.0	0.0	0.0	0.0

Signify Classified - Internal
Cooper Lighting Solutions Photometric Lab
1121 Highway 74 South
Peachtree City, GA 30269

Scaled Data Report



Report Generated By 670245982

Signify Classified - Internal
Cooper Lighting Solutions Photometric Lab
1121 Highway 74 South
Peachtree City, GA 30269

Scaled Data Report



Signify Classified - Internal
Cooper Lighting Solutions Photometric Lab
1121 Highway 74 South
Peachtree City, GA 30269

Scaled Data Report



Signify Classified - Internal
Cooper Lighting Solutions Photometric Lab
1121 Highway 74 South
Peachtree City, GA 30269

Scaled Data Report



Signify Classified - Internal
Cooper Lighting Solutions Photometric Lab
1121 Highway 74 South
Peachtree City, GA 30269

Scaled Data Report



--- HS — SS

Signify Classified - Internal
Cooper Lighting Solutions Photometric Lab
1121 Highway 74 South
Peachtree City, GA 30269

Scaled Data Report



u

Signify Classified - Internal
Cooper Lighting Solutions Photometric Lab
1121 Highway 74 South
Peachtree City, GA 30269

Scaled Data Report



Signify Classified - Internal
Cooper Lighting Solutions Photometric Lab
1121 Highway 74 South
Peachtree City, GA 30269

Scaled Data Report



(END OF REPORT)